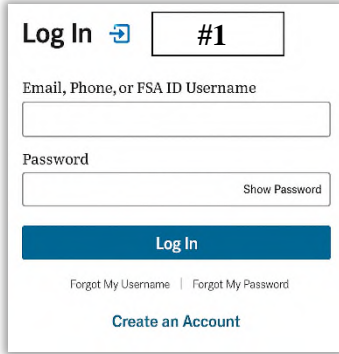


FAFSA Summary Submission Instructions

Henry Buresh Scholarship
Attn: FCB WM
PO BOX 1708
Mason City, IA 50402
Email: wealth@myfcb.bank
Phone: 641-422-1600

*FAFSA Summary Submissions can be submitted via mail or email.



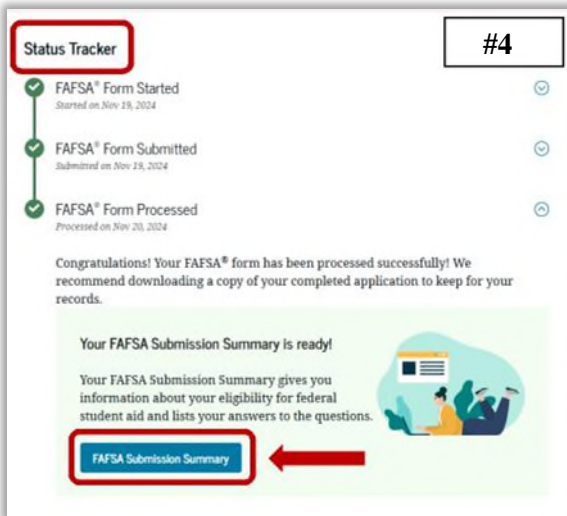

Step 1: Log into *Studentaid.gov* using your FSA ID and password. Once logged in you should arrive on your main webpage dashboard.

Step 2: On your dashboard, go to the *My Info* section on the right-hand side of the webpage, and then click on *My Activity*.



Step 3: On the My Activity page you will see your currently active applications. Click on *your 2026-27 FAFSA* form to open it.

My Activity
Currently Active



Step 4: Scroll down on the Status Tracker. Under FAFSA Form Processed click on *FAFSA Submission Summary* to open your summary page.

Step 5: Click on the *Print FAFSA Submission Summary* on the top and then Print out a physical copy or Print as PDF. Printing as a PDF will enable you to save the summary to your computer and then attach it to your application for digital submissions.

